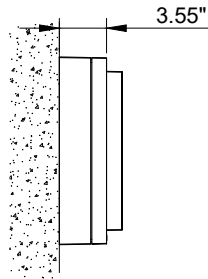
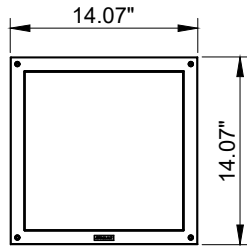


# INSTALLATION AND SERVICE MANUAL

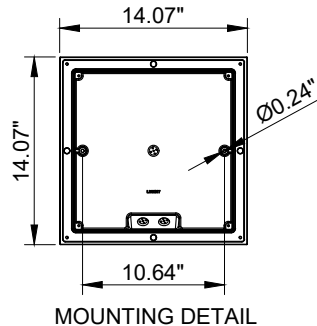
**LIGMAN**  
LIGHTING USA

For Installation of Large Paletta Surface 3 LED Mounted Luminaires.  
Model. UPA-31941.

## Product drawing (dimensions)

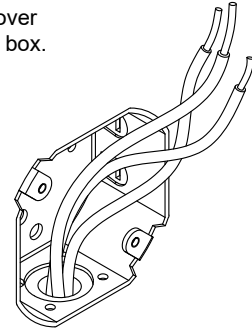


## SUITABLE FOR WET LOCATIONS

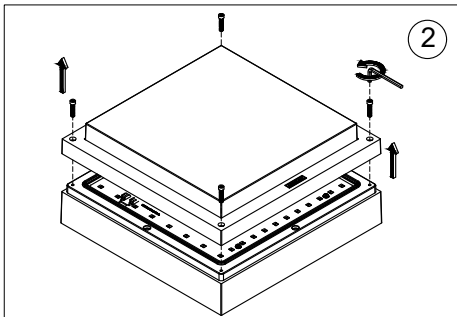


## NOTE

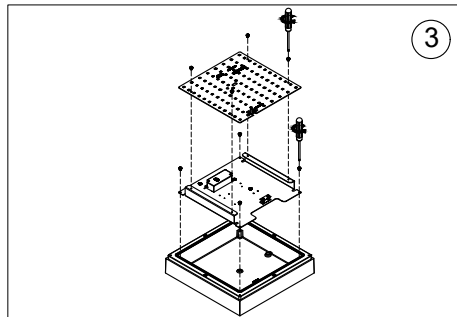
Mounts over  
Junction box.



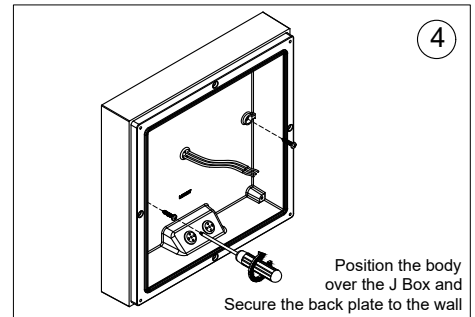
1



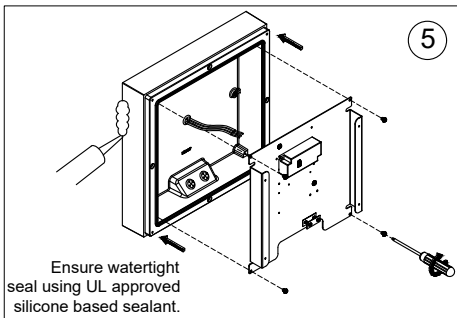
2



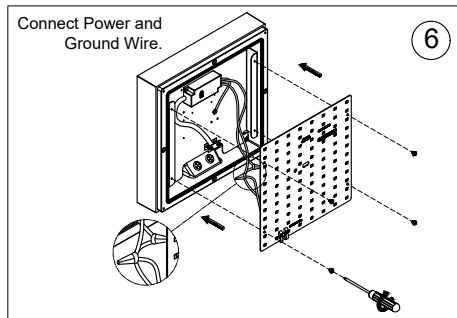
3



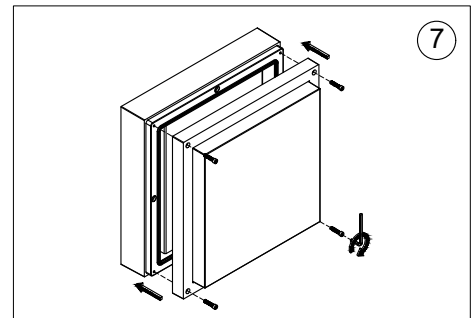
4



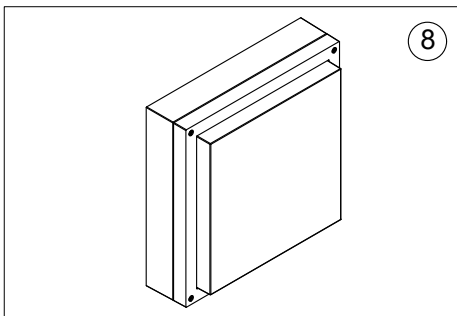
5



6



7



8

## Notice to installer :

- 1.WIRING INSTRUCTIONS** Warning : RISK OF FIRE AND ELECTRICAL SHOCK. : FIXTURE MUST BE INSTALLED BY A QUALIFIED ELECTRICIAN ONLY>FIXTURE IS INTENDED FOR INSTALLATION IN ACCORDANCE WITH THE NATIONAL ELECTRICAL CODE, LOCAL AND FEDERAL CODE SPECIFICATIONS. DISCONNECT POWER BEFORE SERVICING.
- 2.This fixture has a VOLTAGE SPECIFIC BALLAST,Check that the supply voltage is the same as the installed ballast voltage.**

**Ligman Lighting USA**

7144 NE Progress Court, Hillsboro  
Oregon, 97124, USA  
Tel : 503 645 0500 | Fax : 503 645 8100

[www.ligmanlightingusa.com](http://www.ligmanlightingusa.com)

UPA-31941 17/05/2024 REV.1  
1/1

FM-TS-13-1/13-05-2563/Rev.6